

4.5 MINIMUM-COST SPANNING TREES

Definition 4.1 Let $G = (V, E)$ be an undirected connected graph. A subgraph $t = (V, E')$ of G is a *spanning tree* of G iff t is a tree. \square

Example 4.5 Figure 4.5 shows the complete graph on four nodes together with three of its spanning trees. \square

Spanning trees have many applications. For example, they can be used to obtain an independent set of circuit equations for an electric network. First, a spanning tree for the electric network is obtained. Let B be the set of network edges not in the spanning tree. Adding an edge from B to

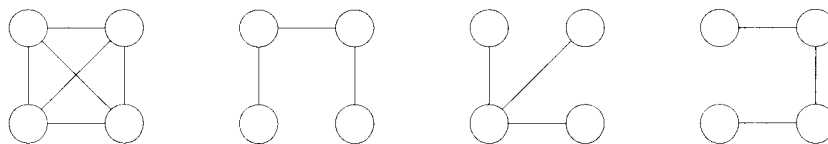


Figure 4.5 An undirected graph and three of its spanning trees

the spanning tree creates a cycle. Kirchoff's second law is used on each cycle to obtain a circuit equation. The cycles obtained in this way are independent (i.e., none of these cycles can be obtained by taking a linear combination of the remaining cycles) as each contains an edge from B that is not contained in any other cycle. Hence, the circuit equations so obtained are also independent. In fact, it can be shown that the cycles obtained by introducing the edges of B one at a time into the resulting spanning tree form a cycle basis, and so all other cycles in the graph can be constructed by taking a linear combination of the cycles in the basis.

Another application of spanning trees arises from the property that a spanning tree is a minimal subgraph G' of G such that $V(G') = V(G)$ and G' is connected. (A minimal subgraph is one with the fewest number of edges.) Any connected graph with n vertices must have at least $n - 1$ edges and all connected graphs with $n - 1$ edges are trees. If the nodes of G represent cities and the edges represent possible communication links connecting two cities, then the minimum number of links needed to connect the n cities is $n - 1$. The spanning trees of G represent all feasible choices.

In practical situations, the edges have weights assigned to them. These weights may represent the cost of construction, the length of the link, and so on. Given such a weighted graph, one would then wish to select cities to have minimum total cost or minimum total length. In either case the links selected have to form a tree (assuming all weights are positive). If this is not so, then the selection of links contains a cycle. Removal of any one of the links on this cycle results in a link selection of less cost connecting all cities. We are therefore interested in finding a spanning tree of G with minimum cost. (The cost of a spanning tree is the sum of the costs of the edges in that tree.) Figure 4.6 shows a graph and one of its minimum-cost spanning trees. Since the identification of a minimum-cost spanning tree involves the selection of a subset of the edges, this problem fits the subset paradigm.

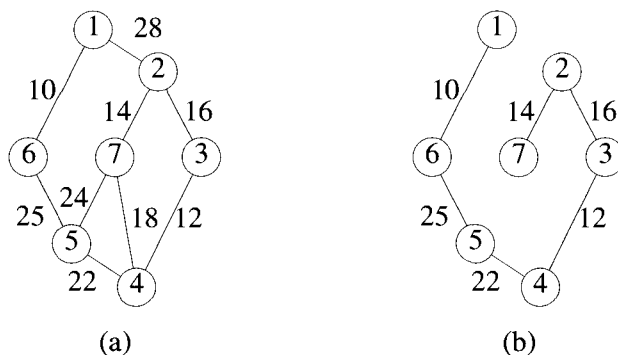


Figure 4.6 A graph and its minimum cost spanning tree

4.5.1 Prim's Algorithm

A greedy method to obtain a minimum-cost spanning tree builds this tree edge by edge. The next edge to include is chosen according to some optimization criterion. The simplest such criterion is to choose an edge that results in a minimum increase in the sum of the costs of the edges so far included. There are two possible ways to interpret this criterion. In the first, the set of edges so far selected form a tree. Thus, if A is the set of edges selected so far, then A forms a tree. The next edge (u, v) to be included in A is a minimum-cost edge not in A with the property that $A \cup \{(u, v)\}$ is also a tree. Exercise 2 shows that this selection criterion results in a minimum-cost spanning tree. The corresponding algorithm is known as Prim's algorithm.

Example 4.6 Figure 4.7 shows the working of Prim's method on the graph of Figure 4.6(a). The spanning tree obtained is shown in Figure 4.6(b) and has a cost of 99. \square

Having seen how Prim's method works, let us obtain a pseudocode algorithm to find a minimum-cost spanning tree using this method. The algorithm will start with a tree that includes only a minimum-cost edge of G . Then, edges are added to this tree one by one. The next edge (i, j) to be added is such that i is a vertex already included in the tree, j is a vertex not yet included, and the cost of (i, j) , $cost[i, j]$, is minimum among all edges (k, l) such that vertex k is in the tree and vertex l is not in the tree. To determine this edge (i, j) efficiently, we associate with each vertex j not yet included in the tree a value $near[j]$. The value $near[j]$ is a vertex in the tree such that $cost[j, near[j]]$ is minimum among all choices for $near[j]$. We define $near[j] = 0$ for all vertices j that are already in the tree. The next edge

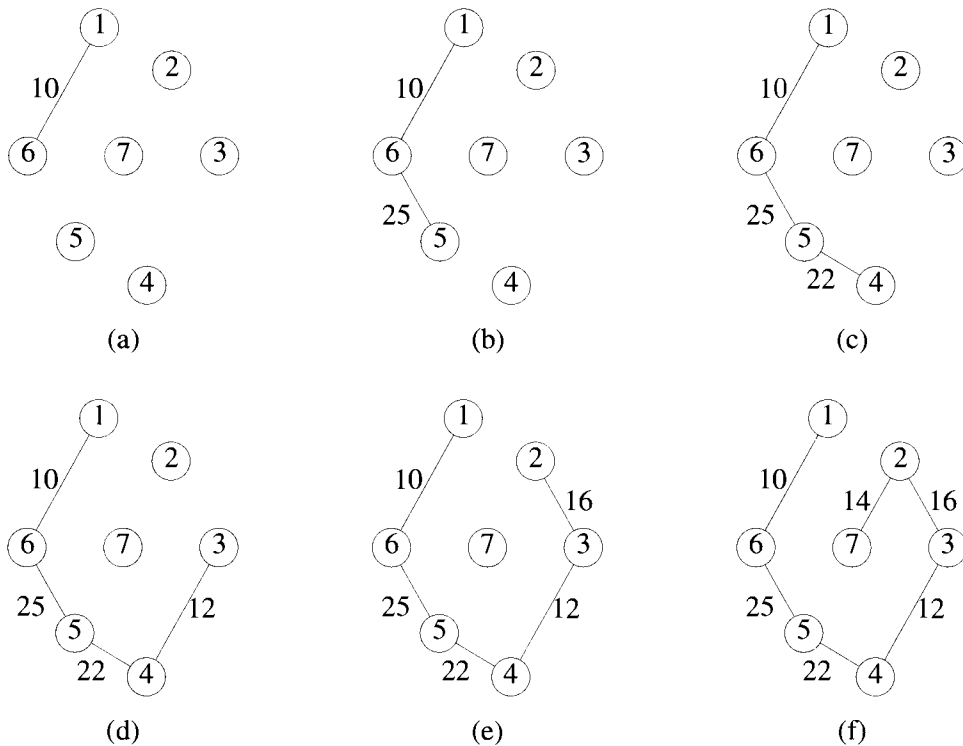


Figure 4.7 Stages in Prim's algorithm

to include is defined by the vertex j such that $near[j] \neq 0$ (j not already in the tree) and $cost[j, near[j]]$ is minimum.

In function Prim (Algorithm 4.8), line 9 selects a minimum-cost edge. Lines 10 to 15 initialize the variables so as to represent a tree comprising only the edge (k, l) . In the **for** loop of line 16 the remainder of the spanning tree is built up edge by edge. Lines 18 and 19 select $(j, near[j])$ as the next edge to include. Lines 23 to 25 update $near[]$.

The time required by algorithm Prim is $O(n^2)$, where n is the number of vertices in the graph G . To see this, note that line 9 takes $O(|E|)$ time and line 10 takes $\Theta(1)$ time. The **for** loop of line 12 takes $\Theta(n)$ time. Lines 18 and 19 and the **for** loop of line 23 require $O(n)$ time. So, each iteration of the **for** loop of line 16 takes $O(n)$ time. The total time for the **for** loop of line 16 is therefore $O(n^2)$. Hence, Prim runs in $O(n^2)$ time.

If we store the nodes not yet included in the tree as a red-black tree (see Section 2.4.2), lines 18 and 19 take $O(\log n)$ time. Note that a red-black tree supports the following operations in $O(\log n)$ time: insert, delete (an arbitrary element), find-min, and search (for an arbitrary element). The **for** loop of line 23 has to examine only the nodes adjacent to j . Thus its overall frequency is $O(|E|)$. Updating in lines 24 and 25 also takes $O(\log n)$ time (since an update can be done using a delete and an insertion into the red-black tree). Thus the overall run time is $O((n + |E|) \log n)$.

The algorithm can be speeded a bit by making the observation that a minimum-cost spanning tree includes for each vertex v a minimum-cost edge incident to v . To see this, suppose t is a minimum-cost spanning tree for $G = (V, E)$. Let v be any vertex in t . Let (v, w) be an edge with minimum cost among all edges incident to v . Assume that $(v, w) \notin E(t)$ and $\text{cost}[v, w] < \text{cost}[v, x]$ for all edges $(v, x) \in E(t)$. The inclusion of (v, w) into t creates a unique cycle. This cycle must include an edge (v, x) , $x \neq w$. Removing (v, x) from $E(t) \cup \{(v, w)\}$ breaks this cycle without disconnecting the graph $(V, E(t) \cup \{(v, w)\})$. Hence, $(V, E(t) \cup \{(v, w)\} - \{(v, x)\})$ is also a spanning tree. Since $\text{cost}[v, w] < \text{cost}[v, x]$, this spanning tree has lower cost than t . This contradicts the assumption that t is a minimum-cost spanning tree of G . So, t includes minimum-cost edges as stated above.

From this observation it follows that we can start the algorithm with a tree consisting of any arbitrary vertex and no edge. Then edges can be added one by one. The changes needed are to lines 9 to 17. These lines can be replaced by the lines

```

9'          mincost := 0;
10'         for i := 2 to n do near[i] := 1;
11'           // Vertex 1 is initially in t.
12'         near[1] := 0;
13'-16'      for i := 1 to n - 1 do
17'         { // Find n - 1 edges for t.
```

4.5.2 Kruskal's Algorithm

There is a second possible interpretation of the optimization criteria mentioned earlier in which the edges of the graph are considered in nondecreasing order of cost. This interpretation is that the set t of edges so far selected for the spanning tree be such that it is possible to *complete* t into a tree. Thus t may not be a tree at all stages in the algorithm. In fact, it will generally only be a forest since the set of edges t can be completed into a tree iff there are no cycles in t . We show in Theorem 4.6 that this interpretation of the greedy method also results in a minimum-cost spanning tree. This method is due to Kruskal.

```

1  Algorithm Prim( $E, cost, n, t$ )
2  //  $E$  is the set of edges in  $G$ .  $cost[1 : n, 1 : n]$  is the cost
3  // adjacency matrix of an  $n$  vertex graph such that  $cost[i, j]$  is
4  // either a positive real number or  $\infty$  if no edge  $(i, j)$  exists.
5  // A minimum spanning tree is computed and stored as a set of
6  // edges in the array  $t[1 : n - 1, 1 : 2]$ .  $(t[i, 1], t[i, 2])$  is an edge in
7  // the minimum-cost spanning tree. The final cost is returned.
8  {
9      Let  $(k, l)$  be an edge of minimum cost in  $E$ ;
10      $mincost := cost[k, l]$ ;
11      $t[1, 1] := k$ ;  $t[1, 2] := l$ ;
12     for  $i := 1$  to  $n$  do // Initialize near.
13         if  $(cost[i, l] < cost[i, k])$  then  $near[i] := l$ ;
14         else  $near[i] := k$ ;
15      $near[k] := near[l] := 0$ ;
16     for  $i := 2$  to  $n - 1$  do
17     { // Find  $n - 2$  additional edges for  $t$ .
18         Let  $j$  be an index such that  $near[j] \neq 0$  and
19          $cost[j, near[j]]$  is minimum;
20          $t[i, 1] := j$ ;  $t[i, 2] := near[j]$ ;
21          $mincost := mincost + cost[j, near[j]]$ ;
22          $near[j] := 0$ ;
23         for  $k := 1$  to  $n$  do // Update  $near[ ]$ .
24             if  $((near[k] \neq 0)$  and  $(cost[k, near[k]] > cost[k, j]))$ 
25                 then  $near[k] := j$ ;
26     }
27     return  $mincost$ ;
28 }
```

Algorithm 4.8 Prim's minimum-cost spanning tree algorithm

Example 4.7 Consider the graph of Figure 4.6(a). We begin with no edges selected. Figure 4.8(a) shows the current graph with no edges selected. Edge $(1, 6)$ is the first edge considered. It is included in the spanning tree being built. This yields the graph of Figure 4.8(b). Next, the edge $(3, 4)$ is selected and included in the tree (Figure 4.8(c)). The next edge to be considered is $(2, 7)$. Its inclusion in the tree being built does not create a cycle, so we get the graph of Figure 4.8(d). Edge $(2, 3)$ is considered next and included in the tree Figure 4.8(e). Of the edges not yet considered, $(7, 4)$ has the least cost. It is considered next. Its inclusion in the tree results in a cycle, so this edge is discarded. Edge $(5, 4)$ is the next edge to be added to the tree being built. This results in the configuration of Figure 4.8(f). The next edge to be considered is the edge $(7, 5)$. It is discarded, as its inclusion creates a cycle. Finally, edge $(6, 5)$ is considered and included in the tree being built. This completes the spanning tree. The resulting tree (Figure 4.6(b)) has cost 99. \square

For clarity, Kruskal's method is written out more formally in Algorithm 4.9. Initially E is the set of all edges in G . The only functions we wish to perform on this set are (1) determine an edge with minimum cost (line 4) and (2) delete this edge (line 5). Both these functions can be performed efficiently if the edges in E are maintained as a sorted sequential list. It is not essential to sort all the edges so long as the next edge for line 4 can be determined easily. If the edges are maintained as a minheap, then the next edge to consider can be obtained in $O(\log |E|)$ time. The construction of the heap itself takes $O(|E|)$ time.

To be able to perform step 6 efficiently, the vertices in G should be grouped together in such a way that one can easily determine whether the vertices v and w are already connected by the earlier selection of edges. If they are, then the edge (v, w) is to be discarded. If they are not, then (v, w) is to be added to t . One possible grouping is to place all vertices in the same connected component of t into a set (all connected components of t will also be trees). Then, two vertices v and w are connected in t iff they are in the same set. For example, when the edge $(2, 6)$ is to be considered, the sets are $\{1, 2\}$, $\{3, 4, 6\}$, and $\{5\}$. Vertices 2 and 6 are in different sets so these sets are combined to give $\{1, 2, 3, 4, 6\}$ and $\{5\}$. The next edge to be considered is $(1, 4)$. Since vertices 1 and 4 are in the same set, the edge is rejected. The edge $(3, 5)$ connects vertices in different sets and results in the final spanning tree. Using the set representation and the union and find algorithms of Section 2.5, we can obtain an efficient (almost linear) implementation of line 6. The computing time is, therefore, determined by the time for lines 4 and 5, which in the worst case is $O(|E| \log |E|)$.

If the representations discussed above are used, then the pseudocode of Algorithm 4.10 results. In line 6 an initial heap of edges is constructed. In line 7 each vertex is assigned to a distinct set (and hence to a distinct tree). The set t is the set of edges to be included in the minimum-cost spanning

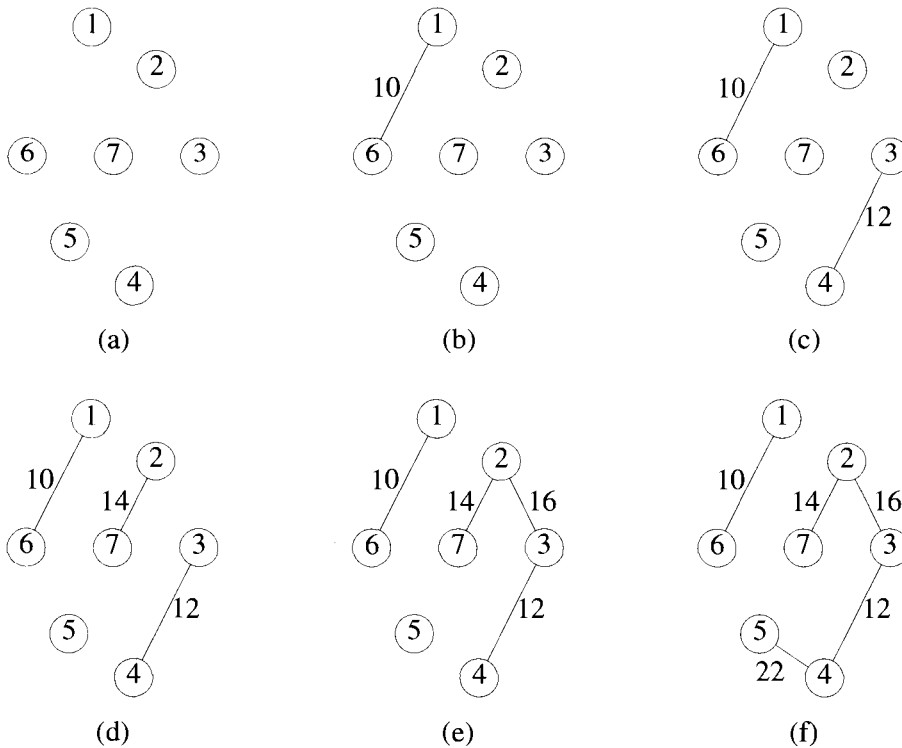


Figure 4.8 Stages in Kruskal's algorithm

tree and i is the number of edges in t . The set t can be represented as a sequential list using a two-dimensional array $t[1 : n-1, 1 : 2]$. Edge (u, v) can be added to t by the assignments $t[i, 1] := u$; and $t[i, 2] := v$; In the **while** loop of line 10, edges are removed from the heap one by one in nondecreasing order of cost. Line 14 determines the sets containing u and v . If $j \neq k$, then vertices u and v are in different sets (and so in different trees) and edge (u, v) is included into t . The sets containing u and v are combined (line 20). If $u = v$, the edge (u, v) is discarded as its inclusion into t would create a cycle. Line 23 determines whether a spanning tree was found. It follows that $i \neq n - 1$ iff the graph G is not connected. One can verify that the computing time is $O(|E| \log |E|)$, where E is the edge set of G .

Theorem 4.6 Kruskal's algorithm generates a minimum-cost spanning tree for every connected undirected graph G .

```

1   $t := \emptyset;$ 
2  while (( $t$  has less than  $n - 1$  edges) and ( $E \neq \emptyset$ )) do
3  {
4      Choose an edge  $(v, w)$  from  $E$  of lowest cost;
5      Delete  $(v, w)$  from  $E$ ;
6      if  $(v, w)$  does not create a cycle in  $t$  then add  $(v, w)$  to  $t$ ;
7      else discard  $(v, w)$ ;
8  }
```

Algorithm 4.9 Early form of minimum-cost spanning tree algorithm due to Kruskal

```

1  Algorithm Kruskal( $E, cost, n, t$ )
2  //  $E$  is the set of edges in  $G$ .  $G$  has  $n$  vertices.  $cost[u, v]$  is the
3  // cost of edge  $(u, v)$ .  $t$  is the set of edges in the minimum-cost
4  // spanning tree. The final cost is returned.
5  {
6      Construct a heap out of the edge costs using Heapify;
7      for  $i := 1$  to  $n$  do  $parent[i] := -1$ ;
8      // Each vertex is in a different set.
9       $i := 0$ ;  $mincost := 0.0$ ;
10     while (( $i < n - 1$ ) and (heap not empty)) do
11     {
12         Delete a minimum cost edge  $(u, v)$  from the heap
13         and reheapify using Adjust;
14          $j := \text{Find}(u)$ ;  $k := \text{Find}(v)$ ;
15         if ( $j \neq k$ ) then
16         {
17              $i := i + 1$ ;
18              $t[i, 1] := u$ ;  $t[i, 2] := v$ ;
19              $mincost := mincost + cost[u, v]$ ;
20             Union( $j, k$ );
21         }
22     }
23     if ( $i \neq n - 1$ ) then write ("No spanning tree");
24     else return  $mincost$ ;
25 }
```

Algorithm 4.10 Kruskal's algorithm

Proof: Let G be any undirected connected graph. Let t be the spanning tree for G generated by Kruskal's algorithm. Let t' be a minimum-cost spanning tree for G . We show that both t and t' have the same cost.

Let $E(t)$ and $E(t')$ respectively be the edges in t and t' . If n is the number of vertices in G , then both t and t' have $n - 1$ edges. If $E(t) = E(t')$, then t is clearly of minimum cost. If $E(t) \neq E(t')$, then let q be a minimum-cost edge such that $q \in E(t)$ and $q \notin E(t')$. Clearly, such a q must exist. The inclusion of q into t' creates a unique cycle (Exercise 5). Let q, e_1, e_2, \dots, e_k be this unique cycle. At least one of the e_i 's, $1 \leq i \leq k$, is not in $E(t)$ as otherwise t would also contain the cycle q, e_1, e_2, \dots, e_k . Let e_j be an edge on this cycle such that $e_j \notin E(t)$. If e_j is of lower cost than q , then Kruskal's algorithm will consider e_j before q and include e_j into t . To see this, note that all edges in $E(t)$ of cost less than the cost of q are also in $E(t')$ and do not form a cycle with e_j . So $cost(e_j) \geq cost(q)$.

Now, reconsider the graph with edge set $E(t') \cup \{q\}$. Removal of any edge on the cycle q, e_1, e_2, \dots, e_k will leave behind a tree t'' (Exercise 5). In particular, if we delete the edge e_j , then the resulting tree t'' will have a cost no more than the cost of t' (as $cost(e_j) \geq cost(q)$). Hence, t'' is also a minimum-cost tree.

By repeatedly using the transformation described above, tree t' can be transformed into the spanning tree t without any increase in cost. Hence, t is a minimum-cost spanning tree. \square

Reference :

Text Book-

E. Horowitz and S. Sahni: Fundamental of Computer Algorithms,
Galgotia Pub. /Pitman, New Delhi/London, 1987/1978.